



2018

# THE ALMOND CONFERENCE

WHAT WILL CALIFORNIA'S CHANGE IN  
LEADERSHIP MEAN FOR THE ALMOND INDUSTRY?

ROOM 312-313 | DECEMBER 4, 2018





# Continuing Education Units (CEU's)

- **What type of CEU's are offered at conference?**
  - Tuesday – Certified Crop Advisor (CCA)
  - Wednesday – Certified Crop Advisor (CCA)
  - Thursday – Certified Crop Advisor (CCA) and Department of Pesticide Regulations (DPR)
- **Where are the CEU sign in sheets?**
  - CEU sign in sheets will be in the back of each session
  - There are separate forms on Thursday for the CCA and DPR credits
- **Special instructions for Thursday**
  - PCA's will need to pick up their scantrons in the morning before the first session of the day. They will also need to return the scantron at the end of the day to the CEU booth. This is in addition to signing in and out of each session.

# AGENDA

- **Elaine Trevino**, Almond Alliance of California, moderator
- **Paul Mitchell**, Political Data
- **Anna Caballero**, California State Senator
- **Heath Flora**, California State Assemblymember
- **Dennis Albiani**, California Advocates







# What Happened, 2018 Edition.

December 4, 2018

**Paul Mitchell**

Political Data Inc.

Redistricting Partners

# 2018 General Election Outcomes

- Was there a wave election?
- Why does it take so long?
- How does this impact Legislature/Congress?
- What does it tell us for 2020 and beyond?



# 2018 General Wave?

Calling for a Democratic wave in California is a bold idea...

- Democrats already held 39 of the state's 53 Congressional seats, in 2016 gained super-majorities in both legislative houses.
- Republicans already haven't won a statewide office since 2006, registration dipped below 25% of electorate.
- Gubernatorial election cycles favor Republicans.

# 2018 General Wave?

The 2018 election cycle was a Democratic wave, and maybe more.

- Total turnout unknown, but consistent with other past Gubernatorial elections – probably 63-64% turnout
- Partisan breakout unknown, but early data didn't show a major departure from prior trends.
- Higher turnout in competitive congressional races – near presidential.
- Latino turnout was likely 17-19%, well below their 25% rate of registration.

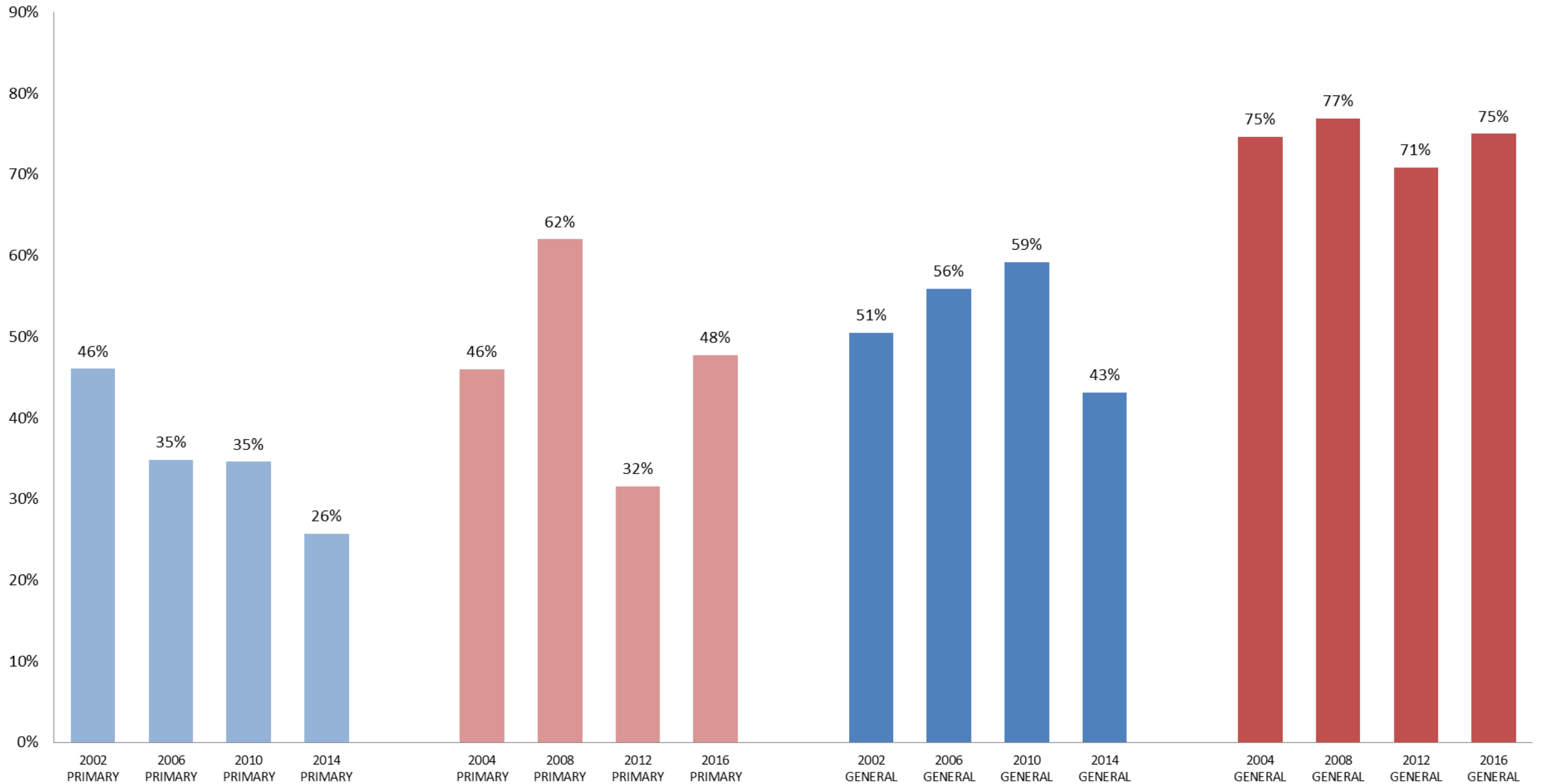
# 2018 General Wave?

The 2018 election cycle was a Democratic wave, and maybe more.

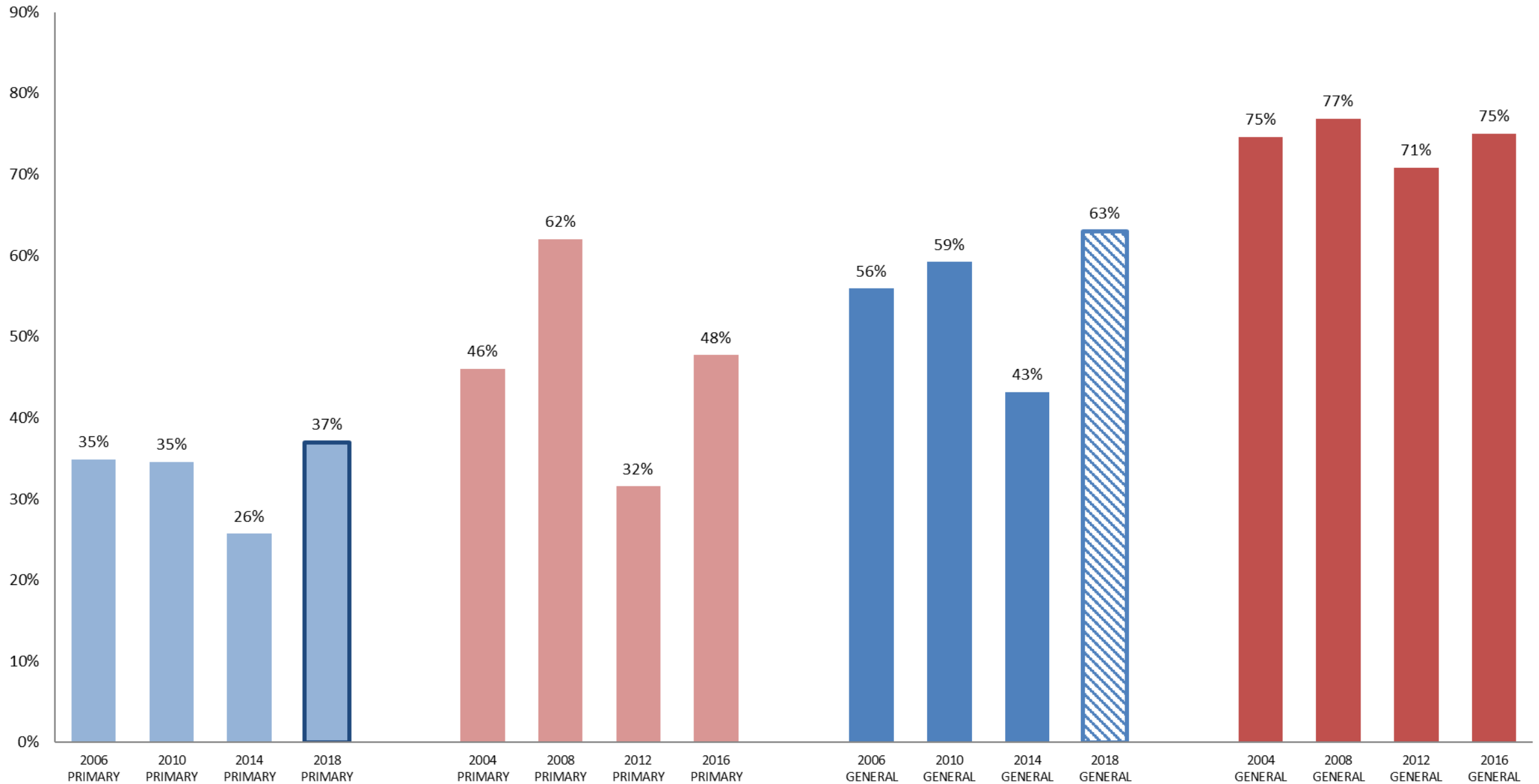
- **Total turnout unknown, but consistent with other past Gubernatorial elections**
- Partisan breakout unknown, but early data didn't show a major departure from prior trends.
- Higher turnout in competitive congressional races.
- Latino turnout was likely 17-19%, well below their 25% rate of registration.



## Historic Turnout :: 2002 – 2016 Primaries and Generals



## Historic Turnout :: 2002 – 2018 Primaries and Generals





# 2018 General Wave?

The 2018 election cycle was a Democratic wave, and maybe more.

- Total turnout unknown, but consistent with other past Gubernatorial elections
- **Partisan breakout unknown, but early data didn't show a major departure from prior trends.**
- Higher turnout in competitive congressional races.
- Latino turnout was likely 17-19%, well below their 25% rate of registration.

# 2018 General Wave?

The 2018 election cycle was a Democratic wave, and maybe more.

- Total turnout unknown, but consistent with other past Gubernatorial elections
- Partisan breakout unknown, but early data didn't show a major departure from prior trends.
- **Higher turnout in competitive congressional races.**
- Latino turnout was likely 17-19%, well below their 25% rate of registration.



# 2018 General Wave?

The 2018 election cycle was a Democratic wave, and maybe more.

- Total turnout unknown, but consistent with other past Gubernatorial elections
- Partisan breakout unknown, but early data didn't show a major departure from prior trends.
- Higher turnout in competitive congressional races.
- **Latino turnout was likely 17-19%, well below their 25% rate of registration.**

# 2018 General Wave?

The 2018 election cycle was a Democratic wave, and maybe more.

- Incredible flipping at Congressional level
  - CA 10: Harder over Denham
  - CA 25: Hill over Knight
  - CA 39: Cisneros over Kim
  - CA 45: Porter over Walters
  - CA 48: Rouda over Rohrabacher
  - CA 49: Levin over Harkey
  - CA 21: Cox over Valadao
- And that's not all!



# 2018 General Wave?

The 2018 election cycle was a Democratic wave, and maybe more.

- Incredible flipping at Legislative level
  - AD 16: Bauer-Kahan over Baker?
  - AD 38: Smith over Acosta
  - AD 40: Ramos over Nickel
  - AD 74: Cottie Norris over Harper
  - AD 76: Dem pickup in Top Two Primary
  - SD 12: Caballero over Poythress
  - SD 14: Hurtado over Vidak
  - SD 34: Umberg over Nguyen
- *And that's not all!*

# 2018 General Wave?

The 2018 election cycle was a Democratic wave, and maybe more.

- *4<sup>th</sup> Board of Equalization – “Are you kidding?” over Anderson.*

# 2018 General Wave?

The 2018 election cycle was a Democratic wave, and maybe more.

- *4<sup>th</sup> Board of Equalization – “Are you kidding?” over Anderson.*
- *Get to know Mike Schaefer*
  - *80 year old perennial candidate*
  - *disbarred attorney, had a restraining order from comedian Brad Garrett*
  - *Lost two races for District Attorney, in San Diego and San Francisco, and lost city council race, and races for controller and Secretary of state in Nevada.*
  - *Most recent election, received 1.7% of the vote in a race for Los Angeles City Council.*



# 2018 General Wave?

The 2018 election cycle was a Democratic wave, and maybe more.

- *4<sup>th</sup> Board of Equalization – “Are you kidding?” over Anderson.*
- *Get to know Mike Schaefer*
  - *Had a “D” next to his name.*

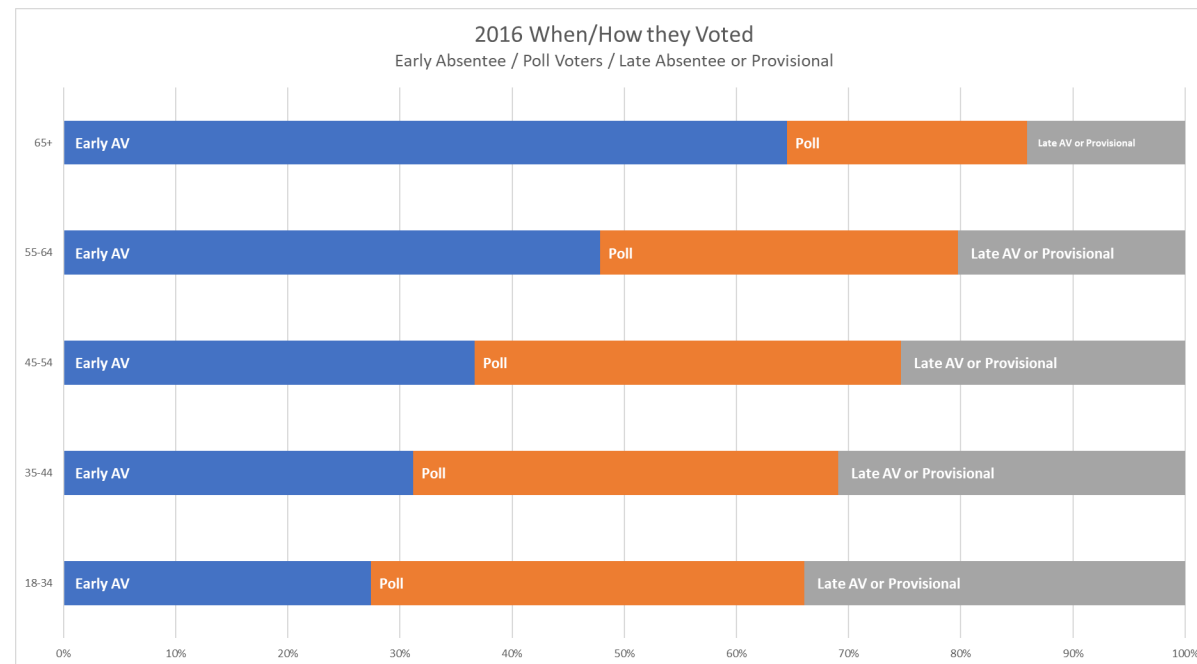
# Why does it take so long?

Votes continue to be counted, and with it we see changes in many races.

- *Elections in CA have a time function.*
  - *Early vote: 4.5 Million – Older, homeowners more Republican*
  - *Poll Vote: 3 million? – Mix of old/young*
  - *Late Vote: 4.5 million? – Younger, renters, voters who moved, more diverse*
- Republicans lost just one Congressional race on Election Night, now appear set to lose seven congressional and nine legislative.

# Why does it take so long?

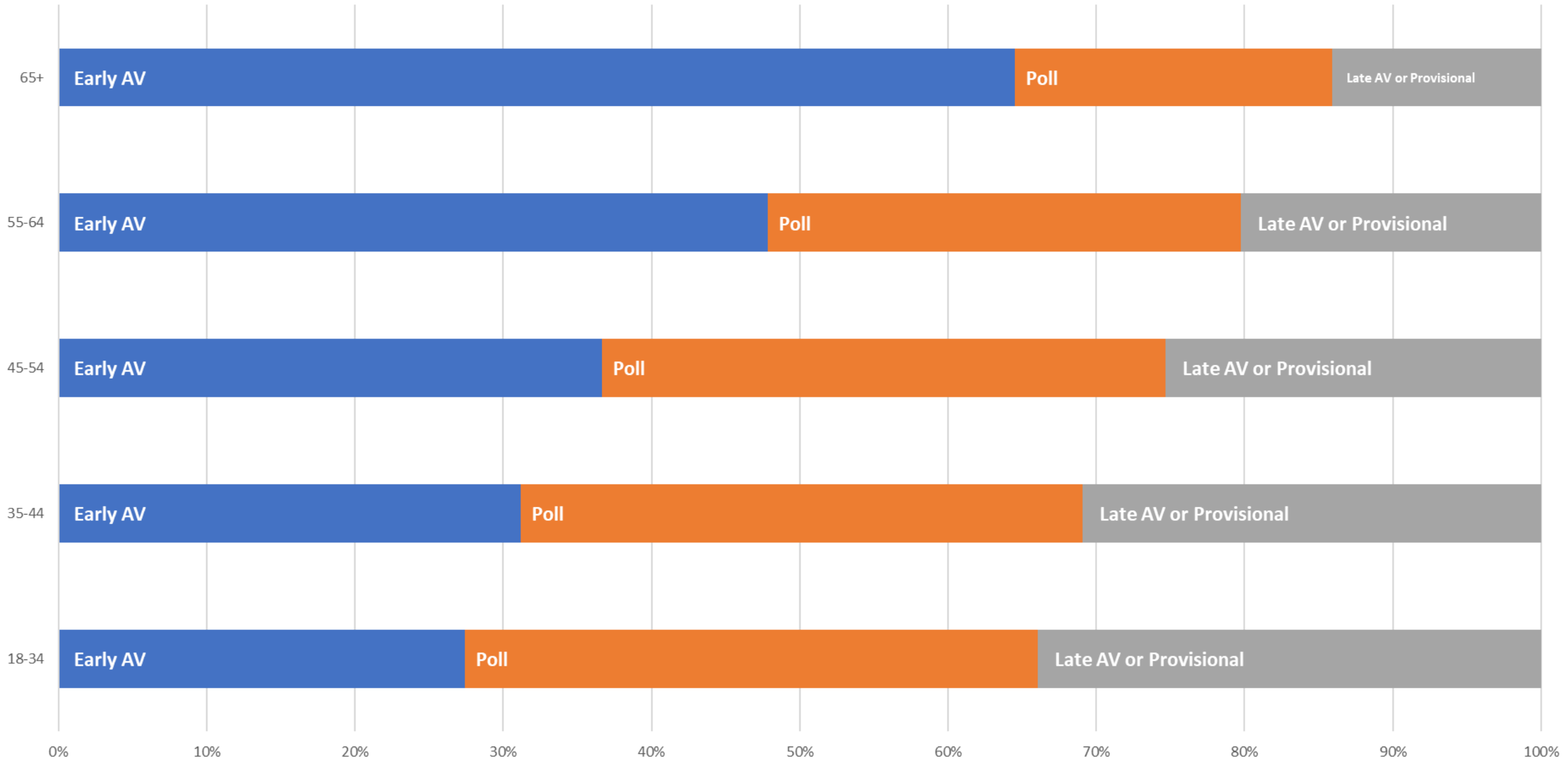
Looking at 2016 data from 20+ counties we can see the impact of age on when someone votes.





# 2016 When/How they Voted

Early Absentee / Poll Voters / Late Absentee or Provisional



# Legislative Impact

Races are still being decided, but there are already discussions about the impact that a big wave election could have on Sacramento.

- Greater than 2/3 majorities, weakens value of minority party.
- Republicans wouldn't be expected to recover until next gubernatorial cycle – that's four more years of potentially declining registration.
- Even moderate Democrats are weakened given that they are not needed for significant progressive legislation around environment, education, health care and other issues.

# What to expect for 2020

It feels way too early to start talking 2020, but absentee ballots drop in 14 months.

- How many CA Presidential Candidates will we have?
- Will Democratic gains be protected – expanded?
- Will we have expansion of Vote Center model (nearly all-mail voting)



# While we're at it... 2021

If we can talk 2020, why not 2021?

- State's independent redistricting commission will be tasked with a full state redraw – likely threatening Democratic gains, giving new chances to Republican candidates.
- Commission will redraw lines with deference to existing commission, but...
- Neutering of Section 5 will ensure that redistricting is a dramatic departure from commission lines.

# Since we're here... 2022

After a 2021 redistricting, 2022 will open possibilities for a crazy election cycle.

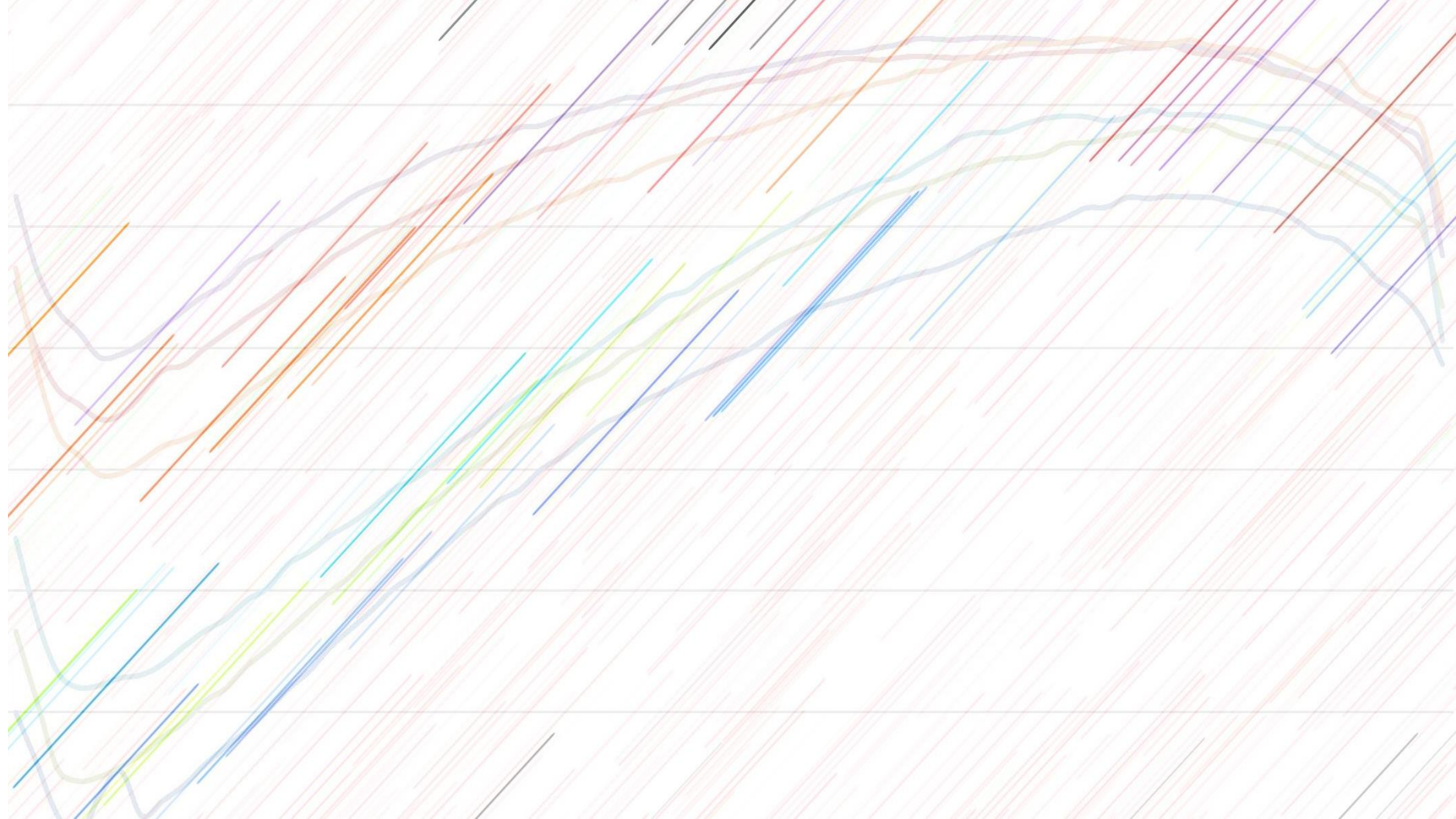
- Many incumbents will be drawn in together, with possibility of Sherman/Berman type battles in Congress or legislative seats.
- Re-election of statewide offices.
- U.S. Senate re-election (confirmation election for any US Senate appointee)

# Ok, no more... Well, ok, just 2024

## The great terming out - 2024

- California's major term limits reform took effect in 2012, basically ensuring that incumbents would stick with their original house, and setting up a massive terming out in 2024.
- Could see 30+ termed out members of the Assembly, plus terms in the Senate, starting a 6-year process of mostly refreshing both houses.







Thank you!



# What's Next

## Tuesday, December 4

- State of the Industry – Hall C at 4:15 p.m.
- Research Poster Session – Hall A+B at 5:30 p.m.

*Be sure to join us at 5:30 p.m. in Hall A+B for Dedicated Trade Show Time and Opening Reception, sponsored by FMC Agricultural Solutions*

The logo for FMC, consisting of the letters 'FMC' in a bold, red, sans-serif font. The 'F' is stylized with a thick vertical bar and a horizontal bar that extends to the left.